

NPN

New Product News



CADAPTER

C-ADAPTER Type Boring Bar Launch



KEY POINT

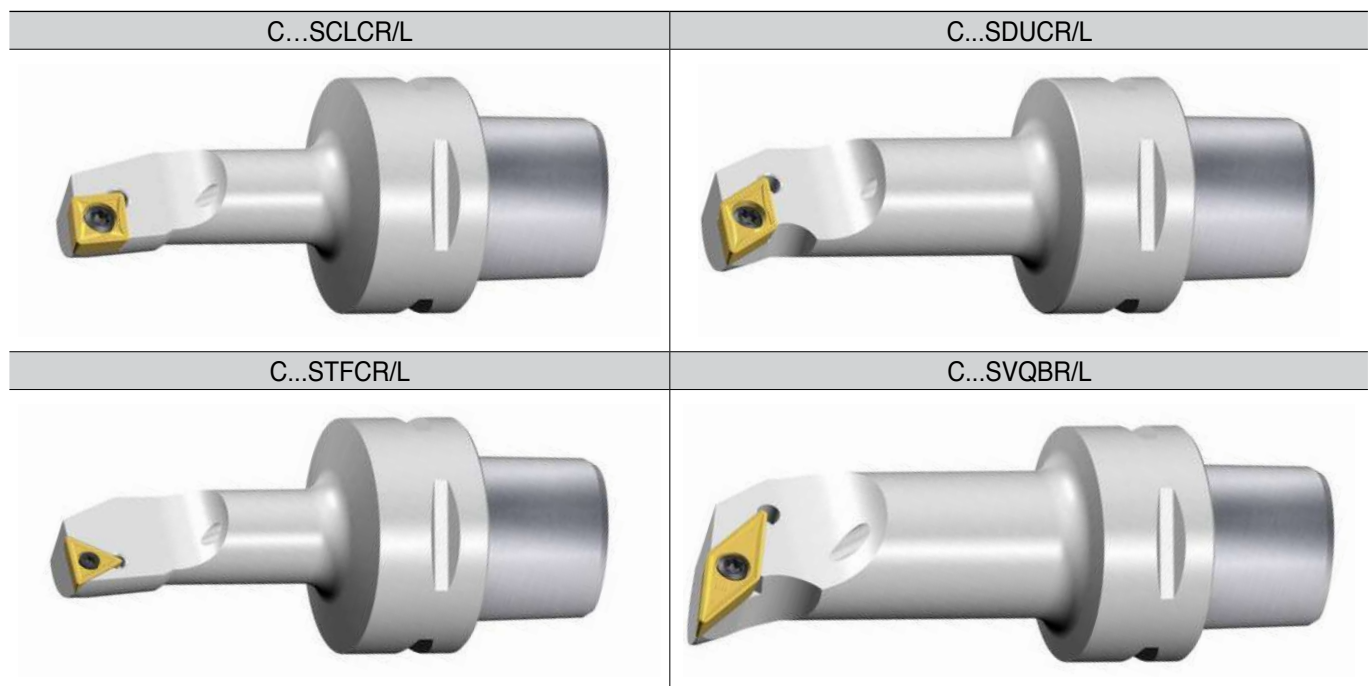
TaeguTec has launched a C-ADAPTER type boring bar to meet diverse needs.

Customers that require enhanced productivity and machining performance can now purchase TaeguTec's most recent quick-changeable C-ADAPTER type boring bar, which uses ISO turning inserts. The targeted coolant delivery to the cutting edge enhances not just productivity and machining performance with the quick-changeable C-ADAPTER, but also tool life and chip control.

Please contact the product manager for more details.

Features

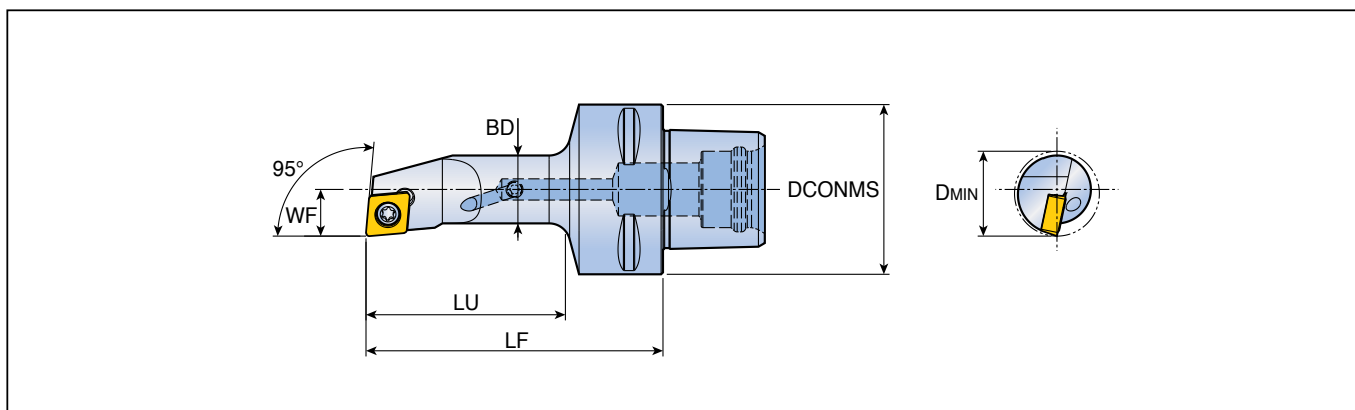
- C-ADAPTER type boring bar for ISO turning inserts
- Quick-changeable C-ADAPTER for improved productivity
- Improved tool life and chip control due to the pinpointed coolant to the cutting edge



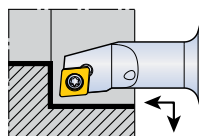
C...SCLCR/L



Screw type boring bar with C-ADAPTER



| Approach angle | Designation | Dimension (mm) | | | | | | Insert |
|----------------|----------------------------|----------------|----|----|----|----|------|--------------|
| | | DCONMS | LF | LU | WF | BD | DMIN | |
| 95° | C4-SCLCR/L-11070-09 | 40 | 70 | 47 | 11 | 16 | 20 | CCMT 09T3... |
| | C5-SCLCR/L-11070-09 | 50 | 70 | 46 | 11 | 16 | 20 | |
| | | | | | | | | |
| | | | | | | | | |
| | | | | | | | | |



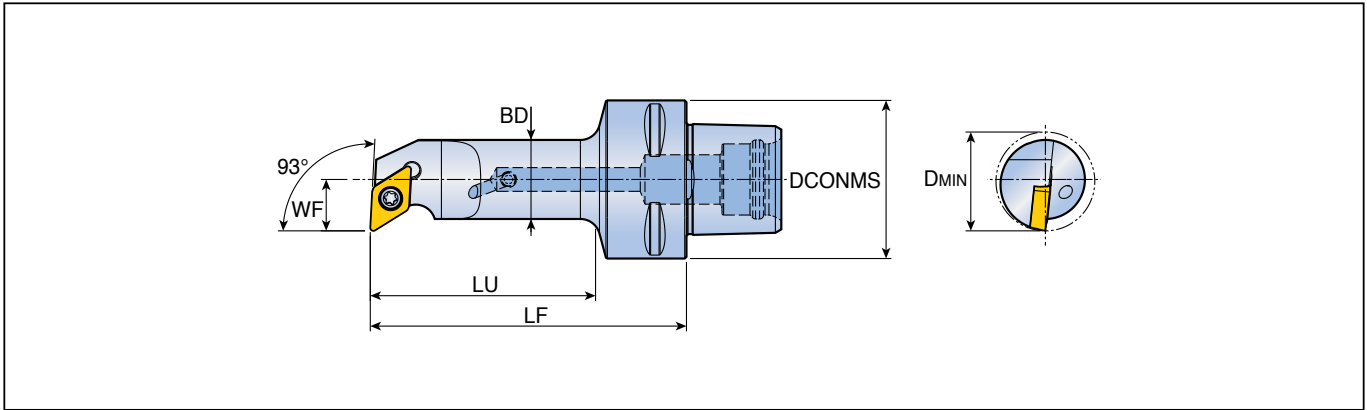
Spare parts

| Designation | Screw | Wrench | | | |
|--------------------|-----------|--------|--|--|--|
| C...SCLCR/L | SO 35080I | T 15 | | | |
| | | | | | |
| | | | | | |
| | | | | | |

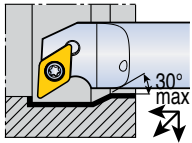
C...SDUCR/L



Screw type boring bar with C-ADAPTER



| Approach angle | Designation | Dimension (mm) | | | | | | Insert |
|----------------|----------------------------|----------------|----|----|----|----|------|--------------|
| | | DCONMS | LF | LU | WF | BD | DMIN | |
| 93° | C4-SDUCR/L-13080-11 | 40 | 80 | 57 | 13 | 20 | 25 | DCMT 11T3... |
| | C5-SDUCR/L-13080-11 | 50 | 80 | 56 | 13 | 20 | 25 | |
| | | | | | | | | |
| | | | | | | | | |
| | | | | | | | | |



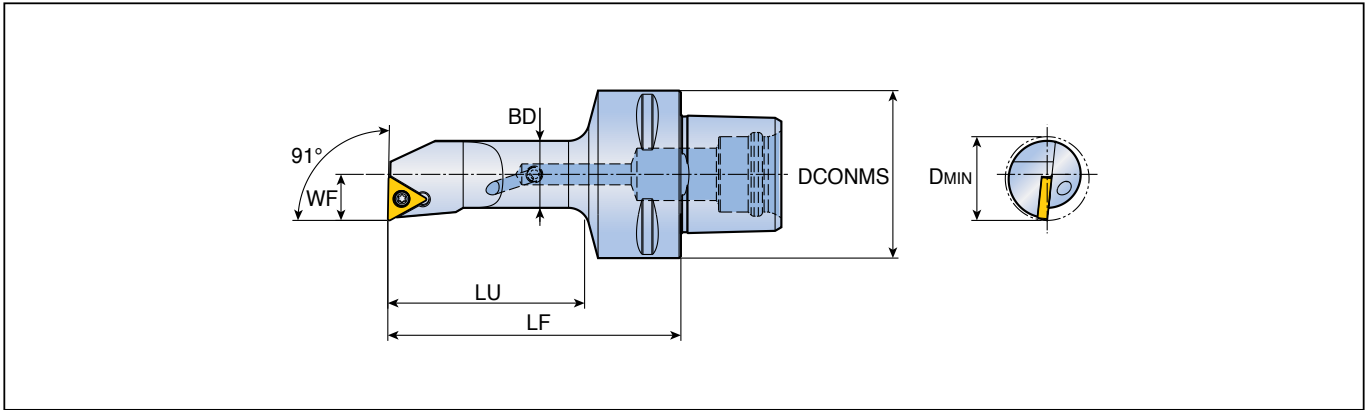
Spare parts

| Designation | Screw | Wrench | | | |
|--------------------|-----------|--------|--|--|--|
| C...SDUCR/L | SO 35080I | T 15 | | | |
| | | | | | |
| | | | | | |
| | | | | | |

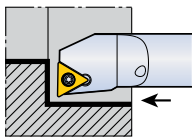


C...STFCR/L

Screw type boring bar with C-ADAPTER



| Approach angle | Designation | Dimension (mm) | | | | | | Insert |
|----------------|----------------------------|----------------|----|----|----|----|------|--------------|
| | | DCONMS | LF | LU | WF | BD | DMIN | |
| 91° | C4-STFCR/L-11070-11 | 40 | 70 | 47 | 11 | 16 | 20 | TCMT 1102... |
| | C5-STFCR/L-11070-11 | 50 | 70 | 46 | 11 | 16 | 20 | |
| | | | | | | | | |
| | | | | | | | | |
| | | | | | | | | |



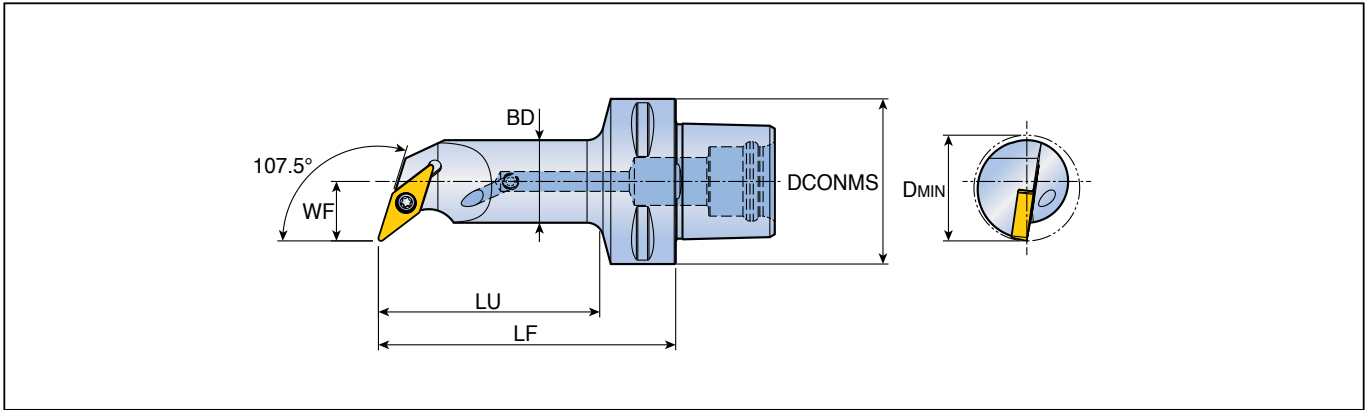
Spare parts

| Designation | Screw | Wrench | | | |
|--------------------|-----------|--------|--|--|--|
| C...STFCR/L | SO 25065I | T 7 | | | |
| | | | | | |
| | | | | | |
| | | | | | |

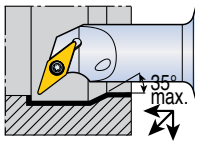


C...SVQBR/L

Screw type boring bar with C-ADAPTER



| Approach angle | Designation | Dimension (mm) | | | | | | Insert |
|----------------|----------------------------|----------------|----|----|----|----|------|-------------|
| | | DCONMS | LF | LU | WF | BD | DMIN | |
| 107.5° | C4-SVQBR/L-18090-16 | 40 | 90 | 68 | 18 | 25 | 32 | VBM 1604... |
| | C5-SVQBR/L-18090-16 | 50 | 90 | 67 | 18 | 25 | 32 | |
| | | | | | | | | |
| | | | | | | | | |
| | | | | | | | | |



Spare parts

| Designation | Screw | Wrench | | | |
|--------------------|-----------|--------|--|--|--|
| C...SVQBR/L | SO 35080I | T 15 | | | |
| | | | | | |
| | | | | | |
| | | | | | |